



International Research Journal of Plant Science (ISSN: 2141-5447)  
Vol. 14(1) pp. 01-6, February, 2023  
DOI: <http://dx.doi.org/10.14303/irjps.2023.02>  
Available online @ <https://www.interesjournals.org/plant-science.html>  
Copyright ©2023 International Research Journals

### Research Article

# Anti-Paralysis Agitans Impact of *Emelista Tora Britton & Rose* on 2-Pyrrolidinone, 1-(4-(1-Pyrrolidinyl)-2-Butynyl) Prompted Anti-Paralysis Agitans Technique

C.P. Suryawanshi<sup>1\*</sup>, R.D.Wagh, A.V.Patil<sup>2</sup>, Jitendra More<sup>3</sup>, Amit Sinhal<sup>4</sup>,  
Shailesh Patil<sup>5</sup>, Namita Jadhav<sup>6</sup>

<sup>1</sup>Ravindra Nikam College of pharmacy, Gondur, Maharashtra, India

<sup>2</sup>DCS's ARA College of Pharmacy, Nagaon, Maharashtra, India

<sup>3</sup>Tapi Valley schooling Society's Hon.L.M.C. University of Pharmacy, India

<sup>4</sup>DCS's ARA College of Pharmacy, Nagaon, Maharashtra, India

<sup>5</sup>DCS's ARA College of Pharmacy, Nagaon, Maharashtra, India

<sup>6</sup>Tapi Valley schooling Society's Hon.L.M.C. University of Pharmacy, India

E- mail: meet2jiten95@gmail.com

## Abstract

Paralysis's bug, a progressive disorder of the Central Nervous System is mainly famous for different situations primarily based on the important thing feature of tremors. 2-Pyrrolidinone, 1-(four-(1-pyrrolidinyl)-2-butynyl)-brought on oxidative strain is worried as a commonplace pathway in growing Paralysis signs like tremor, salivation, and hotness variation. Hence 2-Pyrrolidinone, 1-(four-(1-pyrrolidinyl)-2-butynyl) -triggered tremor version was used to assess Anti-Paralysis pills. Different extracts of the plant of *Emelista Tora Britton & Rose* together with gas ether (200mg/kg), methanolic (200mg/kg), and ethyl acetate extract (200mg/Kg) were used to study the Anti-Paralysis impact on 2-Pyrrolidinone, 1-(4-(1-pyrrolidinyl)-2-butynyl) induced Paralysis's symptoms in mice. Procyclidine, an anti-cholinergic, anti-Paralysis Agitans drug turned into administered as a standard drug at a dose of 5mg/kg, 1hr earlier than the management of 2Pyrrolidinone, 1-(four-(1-pyrrolidinyl)-2-butynyl) (0.5mg/kg) Sub Cutaneously. Methanolic extract at 200mg/kg oral path of administration decreased ( $p<0.04$ ) Paralysis signs, while petroleum ether extract (200mg/kg orally and ethyl acetate extract (200mg/kg) orally suggests mild action. These observations indicate *Emelista Tora Britton & Rose* is a plant with a possible healing fee for Paralysis bugs.

**Keywords:** Paralysis's bug, 2 Pyrrolidinone, 1-(4-(1-pyrrolidinyl)-2-butynyl), Tremor, Procyclidine, Anti-cholinergic, Anti-Paralysis Agitans.

## INTRODUCTION

Paralysis bug, a progressive disorder of the Central Nervous System (CNS) a contemporary sickness as a result of the

degeneration of dopaminergic neurons within the substantia nigra of the center brain. Paralysis's bug is characterized by the usage of tremors, nicely-developed inflexibility, bradykinesia, and hassle with equilibrium and beneath your

**Received:**29-Sep-2023, ManuscriptNo.IRJPS-23-85431; **Editor assigned:**01-Oct-2023, PreQCNo.IRJPS-23- 85431(PQ); **Reviewed:**15-Oct-2022, QCNo.IRJPS-23-85431; **Revised:**20-Oct-2023, ManuscriptNo.IRJPS-23- 85431(R); **Published:** 27-Oct-2023

**Citation:** Suryawanshi C.P, et al (2023). Anti-Paralysis Agitans Impact of *Emelista Tora Britton & Rose* on 2-Pyrrolidinone, 1-(4-(1-Pyrrolidinyl)-2-Butynyl) Prompted Anti-Paralysis Agitans Technique. IRJPS. 14: 02.

very own steam, melancholy, and dementia. The relaxation tremor is a sign that distinguishes the Paralysis computer virus from unique diseases, and its scientific treatment is to start with effective however might also come to be ineffective later. Experimental animal models of tremor have maximum crucial been carried out to investigate capsules with in all likelihood healing costs for Paralysis's computer virus tremor. 2 Pyrrolidinone, 1-(four-(1-pyrrolidinyl)-2-butynyl), a lively metabolite of Tremorine, has been used to offer tremors in mice. 2Pyrrolidinone, 1-(four-(1-pyrrolidinyl)-2-butynyl) is a selective agonist of the muscarinic acetylcholine receptor and systemic application of tremorine stimulates acetylcholine receptors each within the outdoor aspect and also within the basal ganglia in the CNS. It's far widely known that oxidative harm of organic molecules within the human frame is worried by degenerative or pathological tactics including growing older, coronary heart ailment (CHD), neuronal loss, and most cancers. These oxidative damages might be retard with the aid of endogenous protection structures which includes catalase, superoxide dismutase, and the glutathione peroxidase system; however, those systems are not absolutely efficient Chidume et al., (2002).

In the decade, plenty of epidemiological research has shown that the consumption of exogenous antioxidants is powerful in stopping or suppressing such illnesses. Several artificial antioxidants inclusive of butyrate hydroxyanisole (BHA), butyrate hydroxytoluene (BHT), and tert-butylhydroquinone (TBHQ) are commercially available and presently used Choi et al., (1997).

From theoretical consideration, the anxious system is probably to be specifically prone to oxidative pressure. The mind consists of high concentrations of polyunsaturated fatty acids which might be at risk of lipid peroxidation, get hold of a suspiciously large percentage of oxygen, are exceedingly deficient in antioxidant structures, and include an exact area that has high attention of iron.<sup>3</sup>

Various trials like An Open Trial of high Dosage Antioxidants in early Paralysis worm,<sup>4</sup> protecting effects of Melatonin in a continual investigational version of Paralysis's bug,<sup>5</sup> nutritional Lipids, and Antioxidants in Paralysis's bug program: a population base, Case-manage take a look at,<sup>6</sup> recommend the important function of an antioxidant in stopping and suppressing Paralysis's symptoms Fahn (1991).

But, those substances can be unsuitable for continual human intake, due to the fact recent studies have said their feasible poisonous consequences on human health and the surroundings. As a result, the improvement of alternative antioxidants from a natural starting place has attracted a giant focus and is ideal to be an appropriate development Kim (2004).

Numerous vegetation like Plumbago Scandens and 1 Ginkgo biloba was stated to have defensive consequences and anti-Paralysis results towards Paralysis's signs <sup>7</sup> because of their sizeable antioxidant homes Logroscino et al., (1996).

The Plant decided on for additional investigation is *Emelista Tora Britton & Rose* L. Is pronounced to own unique pharmacological sports along with diuretic, anti-diarrhea, anti-hypertension, hypolipidemic, hepatoprotective, and antioxidant. Various sports are suggested for *Emelista Tora Britton & Rose* plant life like antimutagenic<sup>8</sup>, fungicidal<sup>9</sup>, hypolipidemic<sup>10</sup>, antigenotoxic<sup>11</sup>, larvicidal<sup>12</sup>, antinociceptive<sup>13</sup>, and antioxidant (Figure 1&2).

As a result, this take a look at deliberate to investigate the anti-Paralysis residences of the extraordinary extracts from *Emelista Tora Britton & Rose* the usage of a ramification of *in vivo* methods based totally on their antioxidant houses Morais et al., (2004) (Figure 3).

## MATERIALS AND METHOD

The plants of *Emelista Tora Britton & Rose* L. were collected from the local market of Faizpur. For the present learning selected plant had been valid from the Botanical Survey of India, Koregaon road, Pune. (Voucher specimen No, CATSCP-1reference No.BSI/WC/Tech./2008/409)

2Pyrrolidinone, 1-(4-(1-pyrrolidinyl)-2-butynyl) (Sigma Chemicals, USA), Procyclidine (GlaxoSmithKline), Trichloroacetic Acid (TCA), Ethylene Diamine Tetra Acetic Acid (EDTA), (Qualigens fine chemicals Ltd., Mumbai) Thiobarbituric Acid (TBA) (Sigma Chemicals, USA.), 5, 5 dithiol-bis-2 Nitro Benzoic Acid (DTNB) (Sigma Chemicals, USA.) and all other agents were of analytical grade Patil et al., (2004).

### Animal selection

Male mice weighing about 18-20g were used for anti-Paralysis Agitans activity. Mice were kept in polypropylene cages and led on a standard laboratory diet i.e. oil extracted groundnut feed was given. The animals were kept under 12 hr light and dark cycles. Mice were divided into five groups. Each group contained four animals (Table 1).

### Extraction

*Emelista Tora Britton & Rose* L. plants were powdered in a multi mill and passed through a 0.5mm sieve to obtain a fine powder Halliwell (1997). *Emelista Tora Britton & Rose* powder (15gm) each was extracted with methanol, petroleum ether, and ethyl acetate in a Soxhlet extractor for 16 h. The extracts solutions were evaporated under a vacuum to dryness and diluted as per requirement. (Yield of different extracts was as, petroleum ether extract 30 %, ethyl acetate 28%, and Methanolic extract 20%).

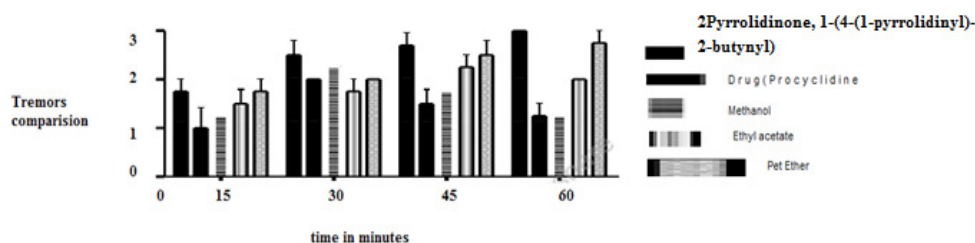


Figure 1. Time Vs Tremor Comparisons.

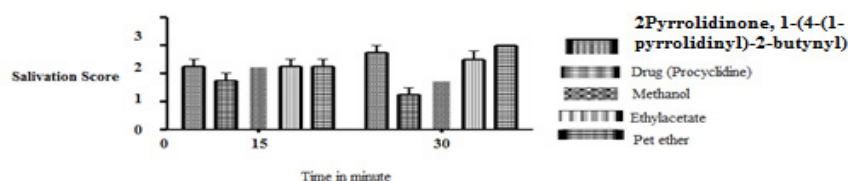


Figure 2. Basal temp Vs 2Pyrrolidinone, 1-(4-(1-pyrrolidinyl)-2-butynyl) temp.

Table 1. Effects of Emelista Tora Britton & Rose L. extracts on tremor induced by 2Pyrrolidinone, 1-(4-(1-pyrrolidinyl)-2-butynyl).

S.NO.	Groups	Tremor Score After Administration of 2Pyrrolidinone, 1-(4-(1-pyrrolidinyl)-2-butynyl)			
		15 min	30 min	45 min	60 min
1.	2Pyrrolidinone, 1-(4-(1-pyrrolidinyl)-2-butynyl)	1.75 ± 0.50	2.5 ± 0.57	2.75 ± 0.50	3 ± 0.0
2.	2Pyrrolidinone, 1-(4-(1-pyrrolidinyl)-2-butynyl)	1.75 ± 0.50	2.5 ± 0.57	2.75 ± 0.50	3 ± 0.0
3.	Drug (Procyclidine)	1.00 ± 0.81	2.00 ± 0.00	1.50±0.50**	1.25± 0.50***
4.	Methanol Extract	1.25 ± 0.50	2.25 ± 0.50	1.75±0.50*	1.25± 0.50***
5.	Ethyl Acetate Extract	1.50 ± 0.57	1.75 ± 0.50	2.25± 0.50	2.00 ± 0.00*
6.	Pet Ether Extracts	1.75 ± 0.50	2.00 ± 0.00	2.50 ± 0.57	2.75 ± 0.50

### Anti-Paralysis agitans effect determination

Anti-Paralysis Agitans effect was determined according to the method described in Vogel Wu & Yen (2004). H.G., in drug discovery and evaluation of pharmacological assay, 14 with some alteration. Method-Groups of four mice weighing 18-22 g were used for an activity. The prescribed amount of test compound (200 mg/kg) was given orally, and the standard compound (Procyclidine 5mg/kg) 1h before the administration of 2Pyrrolidinone, 1-(4-(1-pyrrolidinyl)-2-butynyl) (0.5mg/kg) sub-Cutaneoustly Rectal temperatures were measured before administration of the compound (basal value), and 1hr after 2Pyrrolidinone, 1-(4-(1-pyrrolidinyl)-2-butynyl) administration (Table 2).

### Evaluation of Anti-Paralysis Agitans Effect

The Rectal temperature was measured before administration of the compound (basal value) and 1hr after 2Pyrrolidinone, 1-(4-(1-pyrrolidinyl)-2-butynyl) administration Yang et al., (2001). The tremor were the scored after 2Pyrrolidinone, 1-(4-(1-pyrrolidinyl)-2-butynyl) dosage in observation periods every 15 min for 1 hr. Salivation and lacrimation were also the scored 15 and 30 min after 2Pyrrolidinone, 1-(4-(1-pyrrolidinyl)-2-butynyl) injection (Table 3).

**Hypothermia:** The distinction in body temp after 1 h as opposed to basal temp. Changed summarized for every animal in the control and test organization, and the common values were compared statistically Yen et al., (2000).

**Tremor:** The rankings for all animals in each organization at 4 remark durations have been summarized. All the handled organizations have been compared with that the standard organization Yang et al., (2003).

## RESULTS

Effect of *Emelista Tora Britton & Rose* extracts on 2Pyrrolidinone, 1-(4-(1-pyrrolidinyl)-2-butynyl) brought on Paralysis's signs and symptoms like tremor, salivation, and temperature variation.

### Figure.1Suggests that Methanolic extract

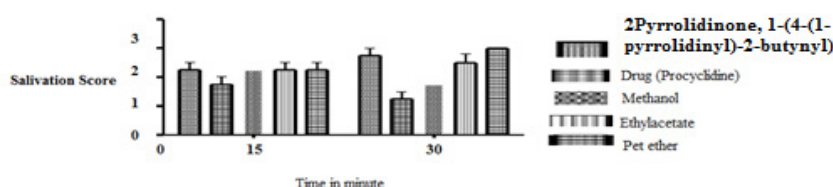
(200mg/kg) orally and Procyclidine (5mg/kg) orally reduced tremor score drastically ( $p < 0.04$  and  $p < 0.001$ ) at 45min and 60min as compared to 2Pyrrolidinone, 1-(four-(1-pyrrolidinyl)-2-butynyl) organization, ethyl acetate extract (200mg/kg) orally show affordable motion ( $p < 0.04$ ) at 60min, whilst petroleum ether extract(200mg/kg) orally did not suggests any vast discount in tremor rating.

**Table 2.** Effects of *Emelista Tora Britton & Rose* Linn. Extracts on Salivation induced by 2Pyrrolidinone, 1-(4-(1-pyrrolidinyl)-2-butynyl).

S.NO	Groups	Salivation Score After Administration of 2Pyrrolidinone, 1-(4-(1-pyrrolidinyl)-2-butynyl)	
		15 min	30 min
1.	2Pyrrolidinone, 1-(4-(1-pyrrolidinyl)-2-butynyl)	2.25 ± 0.50	2.75 ± 0.50
2.	Drug (Procyclidine)	1.75 ± 0.50	1.25 ± 0.50***
3.	Methanol Extract	2.25 ± 0.50	1.75 ± 0.50*
4.	Ethyl Acetate Extract	2.25 ± 0.50	2.50 ± 0.57
5.	Pet Ether Extracts	2.25 ± 0.50	3.00 ± 0.00

**Table 3.** Effects of *Emelista Tora Britton & Rose* Linn. Extracts on Temperature.

S.NO.	Groups	Temperature before and after (1 hr) Administration of 2Pyrrolidinone, 1-(4-(1-pyrrolidinyl)-2-butynyl)	
		0.0 time (basal value)	60 min ( temp)
1.	2Pyrrolidinone, 1-(4-(1-pyrrolidinyl)-2-butynyl)	36.2 ± 0.18	34.35 ± 0.26
2.	Drug (Procyclidine)	37.12 ± 0.49	36.62 ± 0.33***
3.	Methanol extract	36.45 ± 0.99	35.67 ± 0.68**
4.	Ethyl acetate extract	36.5 ± 0.37	34.65 ± 0.42
5.	Pet ether extract	36.72 ± 0.88	34.4 ± 0.39

**Figure 3.** Result of *Emelista Tora Britton & Rose* Linn.**Figure.2 suggests that Methanolic extract**

(200mg/kg) orally and Procyclidine (5mg/kg) orally reduced salivation score appreciably ( $p < 0.04$ ,  $p < 0.001$ ) at 30 min, compared to 2Pyrrolidinone, 1-(four-(1-pyrrolidinyl)-2-butynyl) organization, at the same time as petroleum ether extract (200mg/kg) orally and ethyl acetate extract (200mg/kg) orally did no longer shows any sizeable reduction in salivation score. Similarly,

**Figure.3 Shows that Methanolic extract**

(200mg/kg) orally and Procyclidine (5mg/kg) orally hold the temperature of mice regular, ( $p < 0.01$  and  $p < 0.001$ ) however petroleum ether extract (200mg/kg) orally and ethyl acetate extract (200mg/kg) orally did no longer manage to lessen in mice temperature.

**Statistical analysis**

The data received had been evaluated by way of the Bonferroni submit-test with -way ANOVA analysis in graph pad prism 04.03, a graph pad software program. Importance became common for a price of  $p < 0.04$ .

Effect of *Emelista Tora Britton & Rose* extracts on tremor, salivation, and temperature versions caused by way of 2Pyrrolidinone, 1-(4-(1-pyrrolidinyl)-2-butynyl) Zhenbao et al., (2007).

**Figure.1 Effects of Procyclidine**

(5mg/kg) orally and *Emelista Tora Britton & Rose* extracts (200mg/kg) orally on tremor caused by using 2Pyrrolidinone, 1-(four-(1-pyrrolidinyl)-2-butynyl) (0.5mg/kg) sub-Cutaneoustly Methanolic extract (200mg/kg) orally and Procyclidine (5mg/kg)p orally decreased tremor score significantly ( $p < 0.04$  and  $p < 0.001$ ) at 45min and 60min in comparison to 2Pyrrolidinone, 1-(four-(1-pyrrolidinyl)-2-butynyl) institution, ethyl acetate extract (200mg/kg) orally shows mild action ( $p < 0.04$ ) at 60min, while the petroleum ether extract (200mg/kg) orally did no longer shows any widespread discount in tremor rating. Values are mean ± SD (n=4). \*  $p < 0.04$ ; \*\*  $p < 0.01$  and \*\*\*  $p < 0.001$  whilst in comparison to 2Pyrrolidinone, 1-(4-(1-pyrrolidinyl)-2-butynyl)

**Figure.2 Effects of Procyclidine**

(5mg/kg) and *Emelista Tora Britton & Rose* extracts (200mg/kg) on salivation prompted with the aid of 2Pyrrolidinone, 1-(4-(1-pyrrolidinyl)-2-butynyl) (0.5mg/kg) sub-Cutaneoustly Methanolic extract (200mg/kg) orally and Procyclidine (5mg/kg) orally decreased salivation score substantially ( $p < 0.04$ ,  $p < 0.001$ ) at 30min, in comparison to 2Pyrrolidinone, 1-(4-(1-pyrrolidinyl)-2-butynyl) institution, even as petroleum ether extract (200mg/kg) orally and ethyl acetate extract (200mg/kg) orally did now not shows any

huge discount in salivation rating. Values are mean  $\pm$  SD (n=4). \*  $p < 0.04$ ; \*\*  $p < 0.01$  and \*\*\*  $p < 0.001$  while in comparison to manipulation.

### Figure.3 Result of *Emelista Tora Britton & Rose* Linn. Extracts

(200mg/Kg) and Procyclidine (5mg/kg) on temperature earlier than and after (1hr) administration of 2Pyrrolidinone, 1-(4-(1-pyrrolidinyl)-2-butynyl). Methanolic extract (200mg/kg) orally and Procyclidine (5mg/kg) orally keep the temperature of mice regular, ( $p < 0.01$  and  $p < 0.001$ ) however petroleum ether extract (200mg/kg) orally and ethyl acetate extract (200mg/kg) orally did no longer manage discount in mice temperature.

## DISCUSSION

Paralysis bug, progressive disorder outcomes from the degeneration of dopamine neurons inside the substantia nigra, and this depression of dopaminergic feature promotes a boom in cholinergic motion. The brain areas that initiate cholinergic tremors are uncertain even though, the striatum with its very excessive density of muscarinic cholinergic receptors is preferred vicinity. 2Pyrrolidinone, 1-(4-(1-pyrrolidinyl)-2-butynyl), a cholinergic muscarinic agonist induces its results by stimulating neurons of basal ganglia and produced tremors that resemble the relaxation tremor this characteristic of sufferers with Paralysis bug. Management of 2Pyrrolidinone, 1-(four-(1-pyrrolidinyl)-2-butynyl), inside five or 10 min, produced tremors, profuse salivation, urination, and a decrease in temperature. It's miles assumed that these consequences produce by using 2Pyrrolidinone, 1-(four-(1-pyrrolidinyl)-2-butynyl) originate in mind areas that have muscarinic receptors and a motor characteristic. Hence the website online of tremor manufacturing by Cholinomimetics inside the mice is probably the neostriatum. I therefore; drugs with anti-muscarinic, anti-cholinergic, and anti-nicotinic pastimes are used for the treatment of Paralysis bugs. Procyclidine one of the centrally appearing anticholinergic, anti-parkinsonian drug via exhibiting a blocking-off impact on the valuable cholinergic excitatory pathway and retarding the reuptake of dopamine into presynaptic nerve endings reverts the 2Pyrrolidinone, 1-(4-(1-pyrrolidinyl)-2-butynyl) induced-tremors. The tremors score suggests that five mg/kg orally of Procyclidine extensively ( $p < 0.05$ ) decreased the effects of 2Pyrrolidinone, 1-(four-(1-pyrrolidinyl)-2-butynyl) (0.5 mg/kg sub-Cutaneoustly) in mice at 45 and 60 min and consequently the effect of Procyclidine was as compared with the outcomes obtained with extracts of *Emelista Tora Britton & Rose* plant. Preceding phytochemical studies of *Emelista Tora Britton & Rose* L discovered the presence of antioxidant parts consisting of anthrone, alizarin, aloemodin, rhein, emodin, anthraquinone, and chrysophanol

which seems to be the foremost constituent of plant liable for anti-Paralysis's as antioxidants are utilized in treating and preventing Paralysis's bug<sup>4-7</sup>

## CONCLUSION

Methanolic extract of *Emelista Tora Britton & Rose* (200mg/kg) orally confirmed full-size ( $p < 0.04$ ;  $p < 0.01$  and  $p < 0.001$ ) safety towards Paralysis's signs (tremor, salivation, and temperature variation) in comparison to that of fashionable drug Procyclidine (5mg/kg) orally. At the same time, petroleum ether and ethyl acetate extracts (200mg/kg) orally didn't reduce the Paralysis's signs and symptoms. Accordingly, the Anti-Paralysis Agitans effect of the methanolic extract of *Emelista Tora Britton & Rose* is due to its antioxidant assets. The pronounced energetic ideas of *Emelista Tora Britton & Rose* are anthraquinone glycosides and anthrones that have antioxidant houses and give brilliant protection in opposition to Paralysis's signs and symptoms and oxidative strain.

## REFERENCES

- Chidume, F.C., Kwanashie, H.O., Adekeye, J.O., Wambebe, C., & Gamaniel, K.S. (2002). Antinociceptive and smooth muscle contracting activities of the methanolic extract of *Cassia tora* leaf. *J Ethnopharmacol.* 81: 205-209.
- Choi, J.S., Lee, H.J., Park, K.Y., Ha, J.O., & Kang, S.S. (1997). *In vitro* antimutagenic effects of anthraquinone aglycones and naphthopyrone glycosides from *Cassia tora*. *Planta Med.* 63: 11-14.
- Fahn, S. (1991). An open trial of high-dosage antioxidants in early Parkinson's disease. *Am J Clin Nutr.* 53: 380S-382S.
- Halliwel, B. (1997). Antioxidants in disease mechanisms and therapy. *Adv Pharmacol.* 38: 3-17.
- Kim, Y.M., Lee, C.H., Kim, H.G., & Lee, H.S. (2004). Anthraquinones isolated from *Cassia tora* (Leguminosae) seed show an antifungal property against phytopathogenic fungi. *J Agric Food Chem.* 52: 6096-6100.
- Logroscino, G., Marder, K., Cote, L., Tang, M.X., Shea, S., et al., (1996). Dietary lipids and antioxidants in Parkinson's disease: a population-based, case-control study. *Ann Neurol.* 39: 89-94.
- Morais, L.C.S.L., Quintans-Júnior, L.J., Franco, C.I.F., Almeida, J.R.G.S., & Almeida, R.N. (2004). Antiparkinsonian-like effects of Plumbago scandens on tremorine-induced tremors methodology. *Pharmacol Biochem Behav.* 79: 745-749.
- Patil, U.K., Saraf, S., & Dixit, V.K. (2004). Hypolipidemic activity of seeds of *Cassia tora* Linn. *J. Ethnopharmacol.* 90: 249-252.
- Wu, C.H., & Yen, G.C. (2004). Antigenotoxic properties of *Cassia tora* (Cassia tora L.): Mechanism of action and the influence of roasting process. *Life sci.* 76: 85-101.
- Yang, S.F., Wu, Q., Sun, A.S., Huang, X.N., & Shi, J.S. (2001). Protective effect and mechanism of Ginkgo biloba leaf extracts for Parkinson disease induced by 1-methyl-4-phenyl-1, 2, 3, 6-tetrahydropyridine. *Acta Pharmacol Sin.* 22: 1089-1093.
- Yang, Y.C., Lim, M.Y., & Lee, H.S. (2003). Emodin isolated from *Cassia obtusifolia* (Leguminosae) seed shows larvicidal activity against three mosquito species. *J Agric Food Chem.* 51: 7629-7631.

Yen, G.C., Duh, P.D., & Chuang, D.Y. (2000). Antioxidant activity of anthraquinones and anthrone. Food chem. 70: 437-441.

Zhenbao, J., Fei, T., Ling, G., Guanjun, T., & Xiaolin, D. (2007). Antioxidant properties of extracts from juemingzi (Cassia tora L.) evaluated *in vitro*. LWT-Food Science and Technology. 40: 1072-1077.